



## 32 Deck saloon - 1990

<https://www.yachtadvert.com/fr/1203-sovereign-32-deck-saloon.html>

39 532 â,- ttc



### Général

Constructeur : Sovereign  
Matériau : GRP Poly  
Largeur : 3,05 m  
Quille : Quille ailette  
Région : Fairlie, Royaume-Uni

Sous type : Plaisance  
Année : 1990  
Longueur : 9,75 m  
Tirant d'eau : 0,00 m  
Radeau : Non  
Leasing en cours : Non

### Moteurs

Carburant : Diesel  
Puiss. Unit. (CV) : 31

Marque moteur : Thornycroft  
Nombre : 1

# Aménagements

Flybridge : Non

Timonerie : Non

## électronique

Pilote auto : Non

GPS : Non

VHF : Non

Déssalinisateur : Non

Radar : Non

Sondeur : Non

Traceur de carte : Non

Convertisseur 12/220 : Non

## équipement de pont

Hydraulique : Non

Plateforme AR : Non

Taud d'hivernage : Non

Capote de roof : Non

Cockpit en teck : Non

Grand voile sur enrouleur : Non

Passerelle : Non

Bossoirs : Non

Guindeau électrique : Non

Taud cockpit : Non

Pont teck : Non

Génois sur enrouleur : Non

Spinnaker : Non

## équipements principaux

Propulseur Arrière : Non

Clim. : Non

Eaux noires : Non

Annexe : Non

Propulseur avant : Non

Groupe élec. : Non

Eau chaude : Non

Flaps : Non

Moteur annexe : Non

# électroménager

Congélateur : Non  
Micro-ondes : Non  
Réchaud électrique : Non  
Lave-linge : Non  
Antenne TV : Non  
TV SAT : Non

Glaçons : Non  
Four : Non  
Réchaud gaz : Non  
Chauffage : Non  
Lave-vaisselle : Non  
TV : Non

---

## Divers

**Remarks :**

Deck Saloon Cuan Ros is a classic Ian Anderson designed Sovereign 32 solidly built and ideally suited for the West of Scotland coastal or offshore sailing. With her fin and skeg design , encapsulated lead keel and ballast ratio the Sovereign 32 will handle well in conditions in safety and in comfort. Teak decks , wheel steering , a full cockpit cover, raised deck, saloon seating and internal steering control by autopilot at the chart table all combine to make this Sovereign 32 Deck Saloon very appealing

**Part Exchange and Finance available**.

**Accommodation :**

Forward Large V berth with infill to convert into a double berth. Overhead opening hatch, shelving and lockers. Passageway leads through to the deck saloon with heads compartment to port, hanging locker to starboard, door to port to large single berth cabin with storage, shelving and port light. Steps up to deck saloon with chart table/helm station to starboard. To port, raised seating area with dining table. This can be converted to a double berth. To starboard, swivel chart table seat and second swivel seat. Plenty of lockers and under floor storage, opening roof hatch, curtains and blinds. Large deck saloon windows giving good all round visibility. Central companionway leading through folding wooden doors to cockpit.

### Galley

Nelson Spinflo 1500 two burner gas stove with grill and oven 2012

Gas supply remote solenoid

Fridge

Sink

Hot and Cold water system

Storage

### Heads

Lavac sea toilet with 60l gravity holding tank

Shower Hot and cold water system

**Inventory :**

### Instuments

Engine instruments

Autohelm ST6000 autopilot in cockpit

Raytheon ST60 wind in cockpit 2012

Raymarine ST60 tridata in cockpit 2012

Navman Tracker 5607 plotter at chart table  
Autohelm ST6000 autopilot at chart table  
Raytheon ST60 wind at chart table 2012  
Raymarine ST60 tribute at chart table 2012  
Standard Horizon GX1400 GPS/DSC  
Tank tender guage  
Helm compass  
Barometer and clock  
Sony CD MP3  
USB and 12v sockets  
NASA LED MastHead tri / anchor light&nbsp;

#### Sails and Rigging

Main sail, fully battened by Nicolson Hughes Sails 2001  
Furling Genoa by Nicolson Hughes sails 2001  
Cruising chute with squeezer by Saturn sails 2000  
Smaller working Genoa  
Triradial cruising chute and squeezer by Saturn Sails 2000  
Storm jib by Alsop sails  
Working Jib by Alsop Sails  
Running rigging renewed 2020  
Spinnaker pole  
Detachable stainless steel bow sprit  
Two Lewmar 40 self-tailing winches  
Two Lewmar winches

#### Engine and Machinery

Thornycroft Type 75 31HP diesel engine installed 2002  
1210 &nbsp;engine hours approx  
serviced annually  
oil changed annually  
110 AH engine battery  
Two 110 AH service batteries  
Shore Power 20A battery charger Stirling pro charge 20&nbsp;  
Investor with dedicated Socket, Investor  
Eberspacher DL3 warm air cabin heating system

#### Cockpit

Wheel steering finished in wood and stainless steel & cover  
sprayhood  
Cockpit extension cover to enclose cockpit  
Removable cockpit table  
Hinged teak helm seat  
Helm step  
Teak seating and cockpit sole grating  
Engine access hatch under cockpit sole  
Large locker to port&nbsp;  
Smaller lockers aft and to port

#### Deck Gear

Talamex 250 Dingy with lift stops  
Stainless steel pulpit and pushpin&nbsp;  
Stanchions with twin guard wires  
Davits  
Quick electric anchor windlass with deck and helm controls  
Twin bow roller  
9kg custom knox anchor + 50m chain  
10kg bruce anchor 10m chain + 50m warp  
25ld CQR anchor with 35m chain as spare  
Boarding ladder  
Outboard bracket  
Teak decks , coachroof in synthetic teak  
Vario's warps and fenders

#### Safety equipment

Manual bilge pumps  
Electric bilge pump  
Fire blanket  
Danbuoy&nbsp;  
Inflatble horseshoe lifebuoy  
hand held gas detector  
Emergency tiller  
Emergency VHF radio aerial  
3 fire extinguishers + fire blanket&nbsp;  
Jackstays

#### Further information

New stainless steel water tank 2017

Only five deck saloons hulls were built by Western Approaches Yachts Ltd before the company was closed.&nbsp;

**Mechanical :**

Engine fitted 2002






































































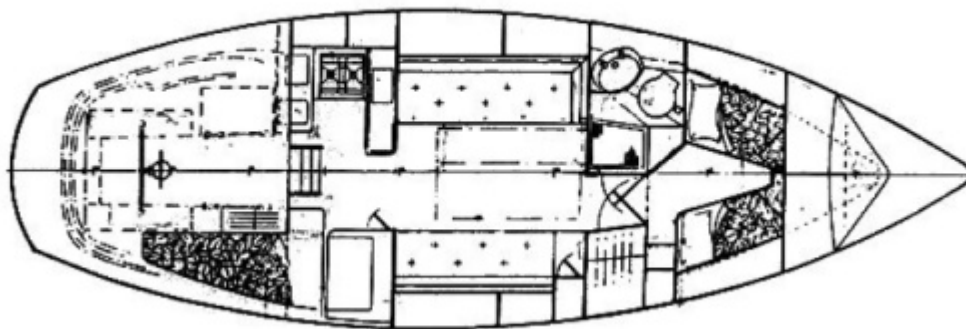
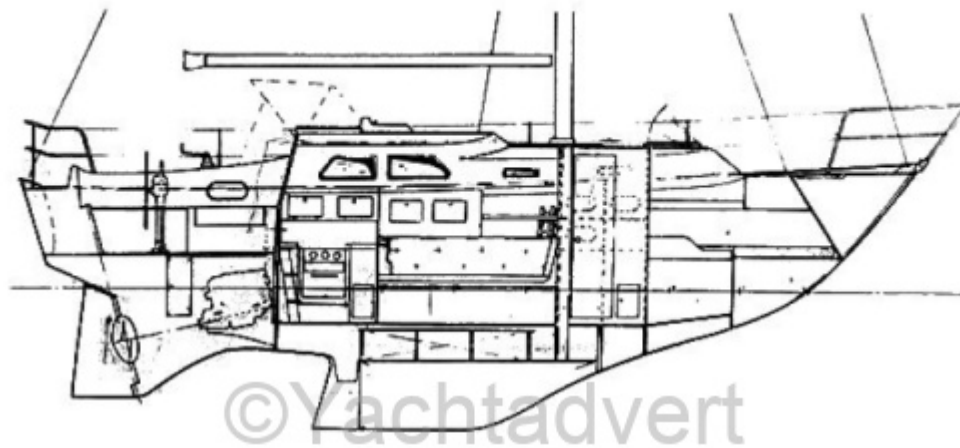












networkyachtbrokers.com



networkyachtbrokers.com





















