



32 Deck saloon - 1990

<https://www.yachtadvert.com/1203-sovereign-32-deck-saloon.html>



General

Year : 1990
Length : 104.99 Ft
Draft : 0.00 Ft
Life Raft : No
Leasing in progress : No

Builder : Sovereign
Material : GRP
Beam : 32.81 Ft
keel : Fin keel
Area : Fairlie, United Kingdom

Engines

Fuel : Diesel
Power Unit. (HP) : 31

Engine Brand : Thornycroft
Engine(s) : 1

Facilities

Flybridge : No

Helm : No

Electronics

Autopilot : No
GPS : No
VHF : No
Watermaker : No

Radar : No
Sounder : No
Chartplotter : No
Converter 12/220 : No

Bridge equipment

Hydrolic Gangway : No
Bath platform : No
Winter cover : No
Sprayhood : No
Teak cockpit : No
Furling mainsail : No

Gangway : No
Davits : No
Electric windlass : No
Cockpit awning : No
Teak deck : No
Furling genoa : No
Spinnaker : No

Main equipment

Stern thruster : No
AC : No
Black Water : No
Tender : No

Bow Thruster : No
Marine Generator : No
Hot water : No
Flaps : No
Tender Engine : No

Household appliances

Freezer : No	IceMaker : No
Microwaves : No	Oven : No
Electric stove : No	Gas stove : No
Washing machine : No	Heater : No
TV antenna : No	Dishwasher : No
SAT-TV : No	TV : No

Various

Remarks :
Deck Saloon Cuan Ros is a classic Ian Anderson designed Sovereign 32 solidly built and ideally suited for the West of Scotland coastal or offshore sailing. With her fin and skeg design , encapsulated lead keel and ballast ratio the Sovereign 32 will handle well in conditions in safety and in comfort.Teak decks , wheel steering , a full cockpit cover, raised deck, saloon seating and internal steering control by autopilot at the chart table all combine to make this Sovereign 32 Deck Saloon very appealing.

Accommodation :
Forward Large V berth with infill to convert into a double berth. Overhead opening hatch, shelving and lockers. Passageway leads through to the deck saloon with heads compartment to port, hanging locker to starboard, door to port to large single berth cabin with storage, shelving and port light. Steps up to deck saloon with chart table/helm station to starboard. To port, raised seating area with dining table. This can can be converted to a double berth. To starboard, swivel chart table seat and second swivel seat. Plenty of lockers and under floor storage, opening roof hatch, curtains and blinds. Large deck saloon windows giving good all round visibility. Central companionway leading through folding wooden doors to cockpit.

Galley
Nelson Spinflo 1500 two burner gas stove with grill and oven 2012
Gas supply remote solenoidFridge
SinkHot and Cold water system
Storage

Heads
Lavac sea toilet with 60l gravity holding tank
Shower Hot and cold water system

Inventory :
Instuments
Engine instrumentsAutohelm ST6000 autopilot in cockpit
Raytheon ST60 wind in cockpit 2012
Raymarine ST60 tridata in cockpit 2012
Navman Tracker 5607 plotter at chart table

Autohelm ST6000 autopilot at chart table
Raytheon ST60 wind at chart table 2012
Raymarine ST60 tribute at chart table 2012
Standard Horizon GX1400 GPS/DSC
Tank tender guage
Helm compass
Barometer and clock
Sony CD MP3
USB and 12v sockets
NASA LED MastHead tri / anchor light

Sails and Rigging

Main sail, fully battened by Nicolson Hughes Sails 2001
Furling Genoa by Nicolson Hughes sails 2001
Cruising chute with squeezer by Saturn sails 2000
Smaller working Genoa
Triradial cruising chute and squeezer by Saturn Sails 2000
Storm jib by Alsop sails
Working Jib by Alsop Sails
Running rigging renewed 2020
Spinnaker pole
Detachable stainless steel bow sprit
Two Lewmar 40 self-tailing winches
Two Lewmar winches

Engine and Machinery

Thornycroft Type 75 31HP diesel engine installed 2002
1210 engine hours approx
serviced annually
oil changed annually
110 AH engine battery
Two 110 AH service batteries
Shore Power 20A battery charger Stirling pro charge 20
Investor with dedicated Socket, Investor
Eberspacher DL3 warm air cabin heating system

Cockpit

Wheel steering finished in wood and stainless steel & cover
sprayhood
Cockpit extension cover to enclose cockpit
Removable cockpit table
Hinged teak helm seat
Helm step
Teak seating and cockpit sole grating
Engine access hatch under cockpit sole
Large locker to port
Smaller lockers aft and to port

Deck Gear

Talamex 250 Dingy with lift stops

Stainless steel pulpit and pushpin
Stanchions with twin guard wires
Davits
Quick electric anchor windlass with deck and helm controls
Twin bow roller
9kg custom knox anchor + 50m chain
10kg bruce anchor 10m chain + 50m warp
25ld CQR anchor with 35m chain as spare
Boarding ladder
Outboard bracket
Teak decks , coachroof in synthetic teak
Vario's warps and fenders

Safety equipment

Manual bilge pumps
Electric bilge pump
Fire blanket
Danbuoy
Inflatble horseshoe lifebuoy
hand held gas detector
Emergency tiller
Emergency VHF radio aerial
3 fire extinguishers + fire blanket
Jackstays

Further information

New stainless steel water tank 2017

Only five deck saloons hulls were built by Western Approaches Yachts Ltd before the company was closed.

Mechanical :

Engine fitted 2002






































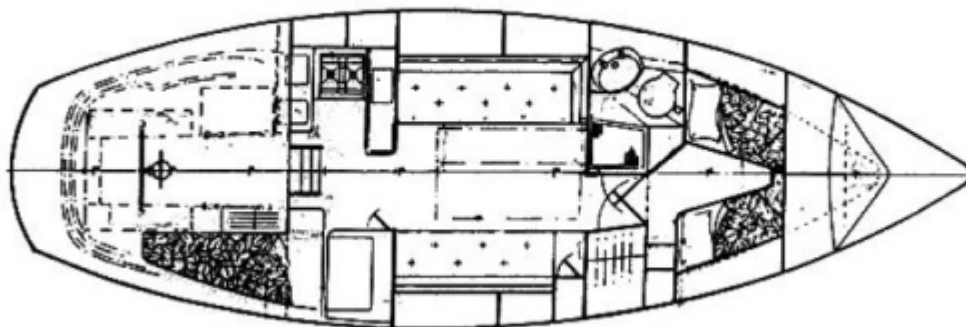
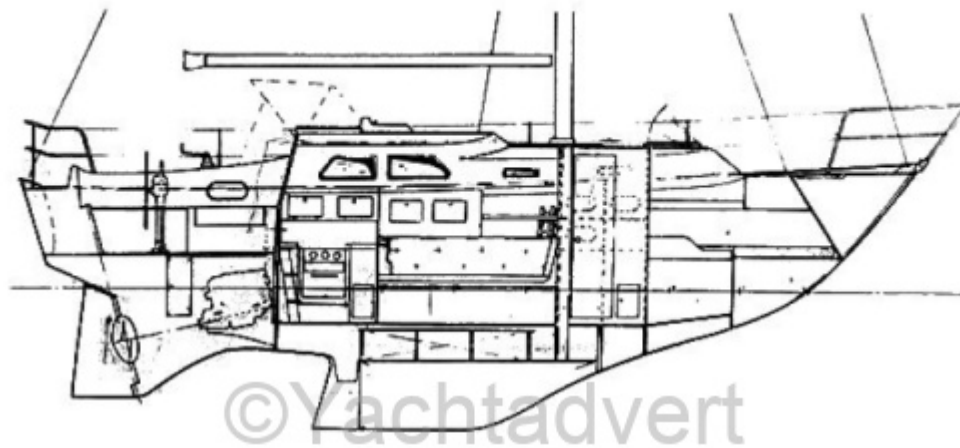












networkyachtbrokers.com



networkyachtbrokers.com











